

Salvo SGL

User Guide



The Salvo Glad Hand Lock (SGL) is a key operated mechanical locking device designed to fit on to all European and US trailer, emergency brake line connectors. Its purpose is to prevent re-connection of the emergency air brake hose, thereby immobilising the trailer. When fitted, the SGL can only be removed with the permit key.

Operation

①



Disconnect the emergency brake airline from the trailer connector, then position SGL location on to the emergency brake air line connector on the trailer.

②



Push SGL in towards the emergency brake air line connector.

③

SGL permission buttons



Depress and hold both SGL permission buttons simultaneously and rotate Salvo key 90 degrees counter clockwise.

④



Only when the Salvo SGL is on the connector can the key be rotated anti-clockwise and removed. The SGL is now closed.

Removal of the SGL lock is the reverse of the above procedure.
When operation is complete, please return to its normal storage location or issuer.

Precautions



We strongly recommend you create your site specific safe operating procedures and ensure drivers fully understand those SOP's before drivers and loaders use the safety interlocks.



Salvo SGL is heavy. During the course of normal use, it may become dirty, greasy and slippery. If you drop it on your foot, you may sustain serious injury. Handle with care. Wear appropriate personal protective clothing.



WARNING: Fit only to red emergency brake line to release key. Any other attempts to defeat this interlock are strictly prohibited.

Maintenance

A lubrication point is provided adjacent to the key entry aperture and trigger mechanism. The recommended lubricant is Armna G4789 or equivalent. The recommended lubrication interval is 6-12 months as required. Keeping the Salvo SGL clean will ensure long and reliable service.

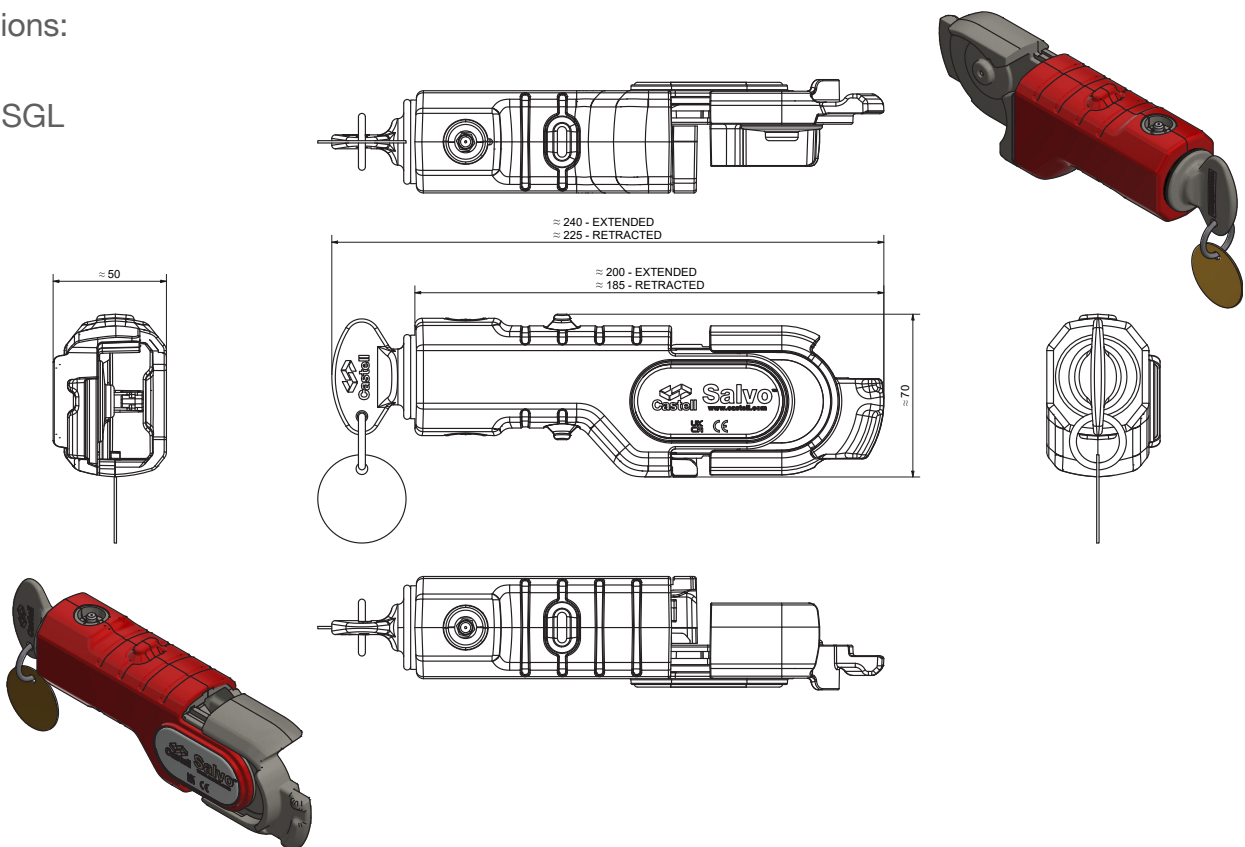
Technical Data

Working Temperature	Min -25°C (ice free) Max. +55 °C
Weight	2,0 kg
Housing Material	Light alloy / Stainless steel
Lock Material	Stainless Steel

Drawing

Dimensions:
in mm

SALVO SGL



Order Information

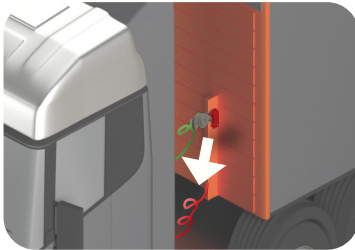
Please advise part number, symbol and dog tag when ordering.
(** mandatory information)

Part Number**	Symbol**	Dog Tag**
008040	please advise	please advise

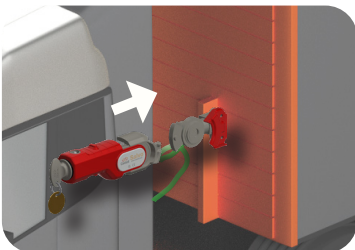
Salvo SGL

Installation Visual


①



②



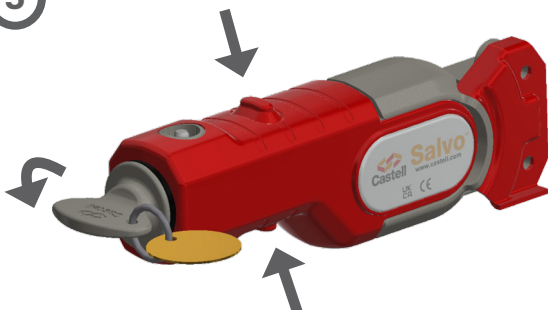
③



④



⑤



⑥

